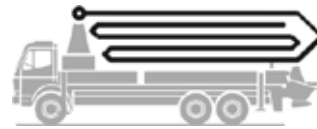
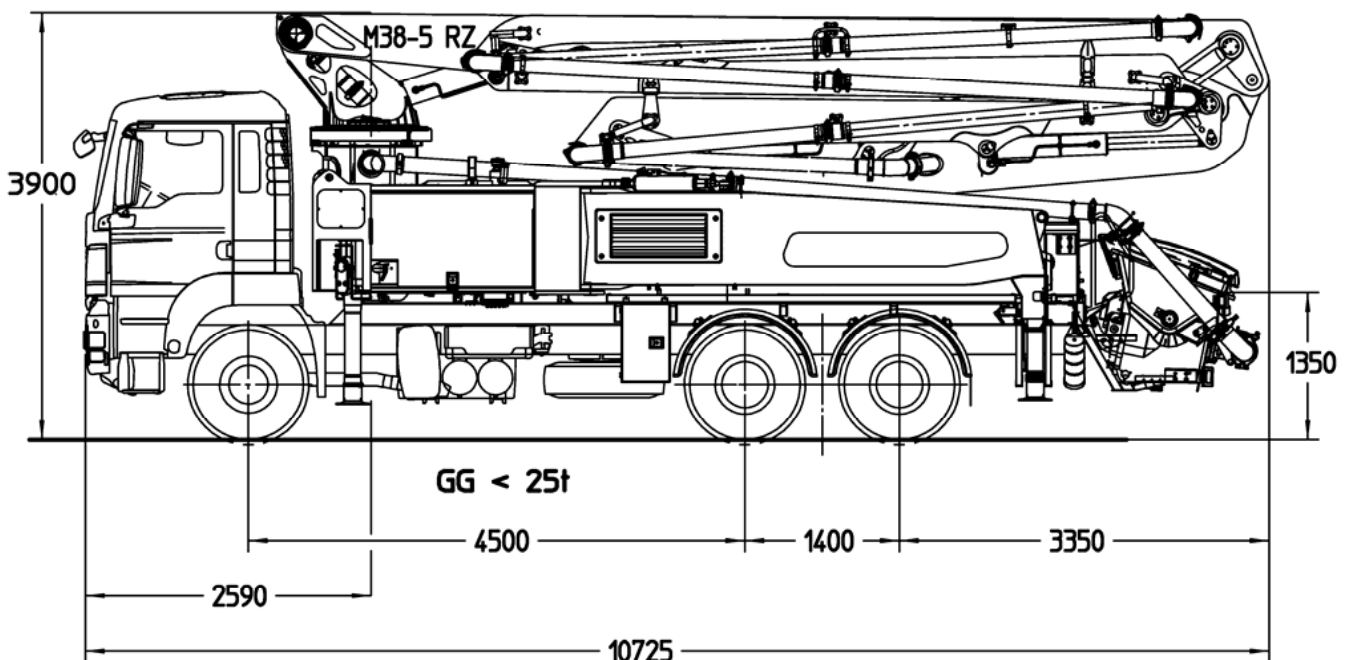


Truck-mounted concrete pump BSF 38-5.14 H

Output up to 160 m³/h
 Delivery pressure up to 130 bar*



.16 H
.16 H LS



Note: Standard version. Dimensions and weights depend on truck, pump model and equipment.
 Dimensions in mm, MAN TGS 26.400.
 For illustration only.

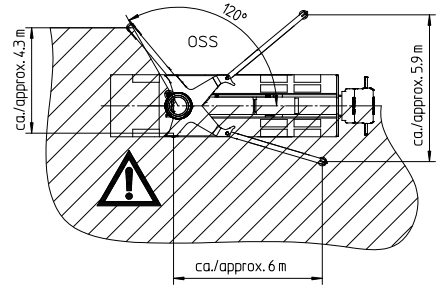
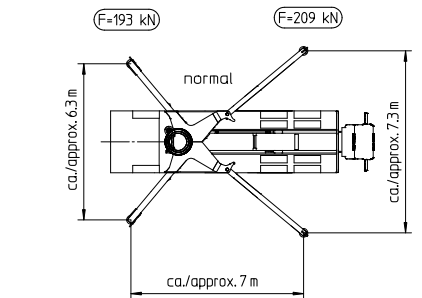
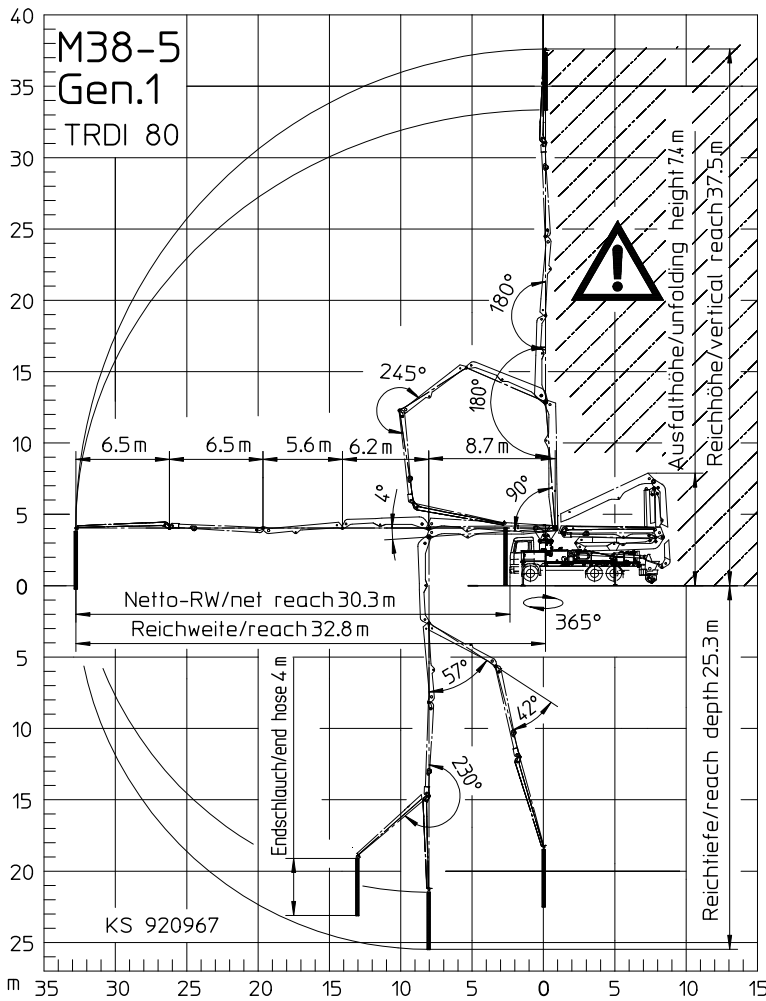
Technical data

Boom M 38-5		
Sections		5
Reach height	m	37.5
Horizontal reach	gross	m 32.8
	net	m 30.3
Reach depth max.	m	25.3
Unfolding height	m	7.4
End hose length	m	4
Folding system		RZ
Delivery line		DN 125


Pump		BSF	.14 H	.16 H	.16H LS
Rod side	Output	m ³ /h	140	160	-
	Delivery pressure	bar	70	85	-
	Strokes	1/min.	27	31	-
Piston side	Output	m ³ /h	88	108	160
	Delivery pressure	bar	112	130	85
	Strokes	1/min.	17	21	26
	Delivery cylinder	Ø mm	230	230	250
	Stroke	mm	2100	2100	2100

*) Delivery line boom max. 85 bar.
 All data maximum theoretical.

Reach information diagram, Support



OSS not included in series range.
Dimensions can differ depending on configuration.

 Range in which you must not work with the end hose.

Serial delivery scope

Agitator and water pump radio remote/on site controlled	Ergonic Pump System (EPS) incl. Ergonic Output Control (EOC)	Spectacle wear plate DURO 22
Agitator safety switch off, RFID with startup protection	Flushing water pump 160 l/min 25 bar	Splash guard fixed
Box for delivery slip, plastic	Hand rail left and right side (not EEA)	Spray hose 10 m incl. bracket
Box for sponge balls	Hinged elbow with cleaning port	Steps, first step foldable
Cardan shaft maintenance free	Hydraulic hose for replacement in hose pack	S-transfer tube switchover fast/slow
Central lubrication hopper, electrically	Lighting modul control box LED	Support plates at swinging support leg in bracket
Chassis horn via remote control on hopper	Operating manuals 2 x (1 x paper, 1 x CD-ROM) spare part list	Swivel support plates
Concrete hopper RS 909 with agitator	Optional settings and machine fault management (EGD-RC)	Tool set incl. standard equipment
Connections for hydraulic emergency supply	Platform non-skid	Towing eye
C-pipe connection for filling water tank	Pump on/off dependent on speed	Wash-out port lid with slide pin
Delivery cylinder chrome-plated	Radio remote control Ergonic 2.0 with display, cable usable	Water supply at hopper (1/2")
Delivery line (1-layer) PM40, arm assembly	Rubber collar on concrete hopper	Water tank 800 l
Delivery piston 'compact' (16 H), 'single' (16 H LS)	Settings and Machine error management (EGD-RC)	Working light LED for illumination of hopper, detachable
Diagnose interface		
End hose 4,0 m DN 125 5,5"		

See quotation for exact serial delivery scope.
Comprehensive range of options available on request.